

TOP VIEW

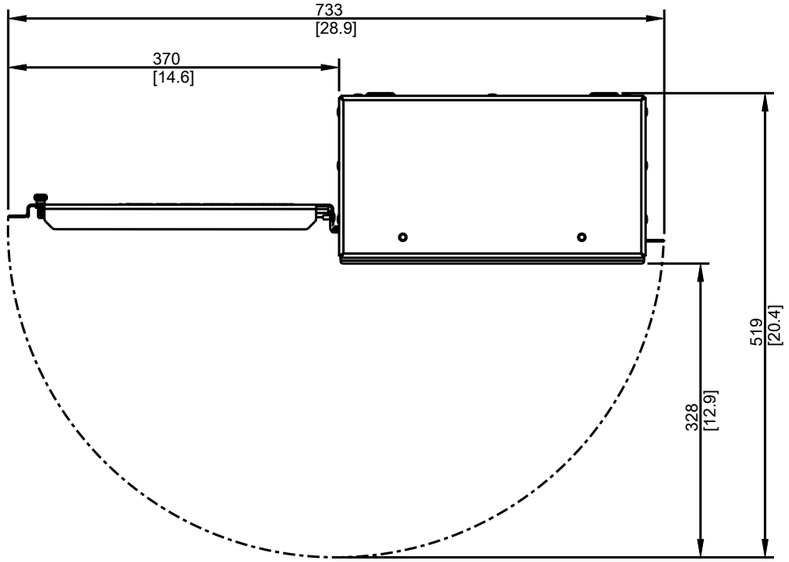

OPEN DOOR

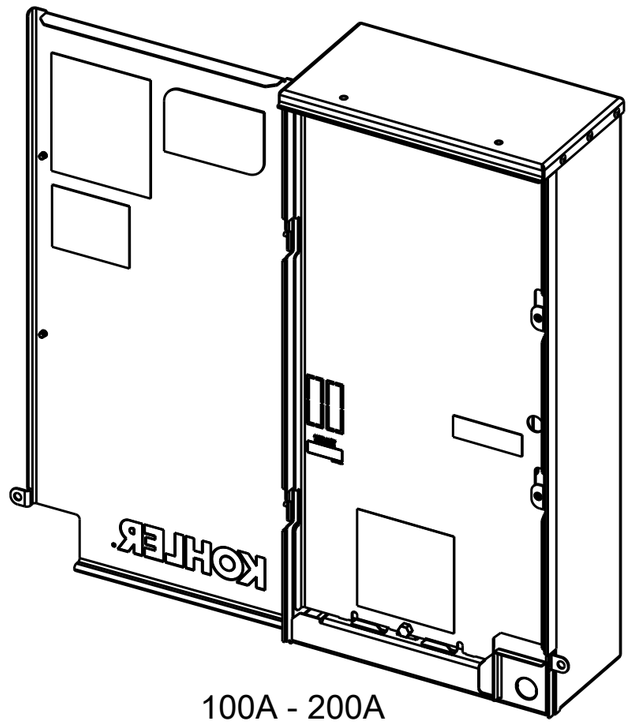

100A - 200A
OUTER DOOR OPEN

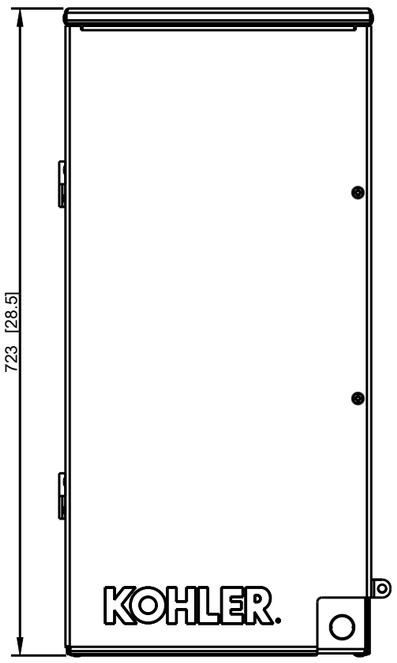

FRONT VIEW

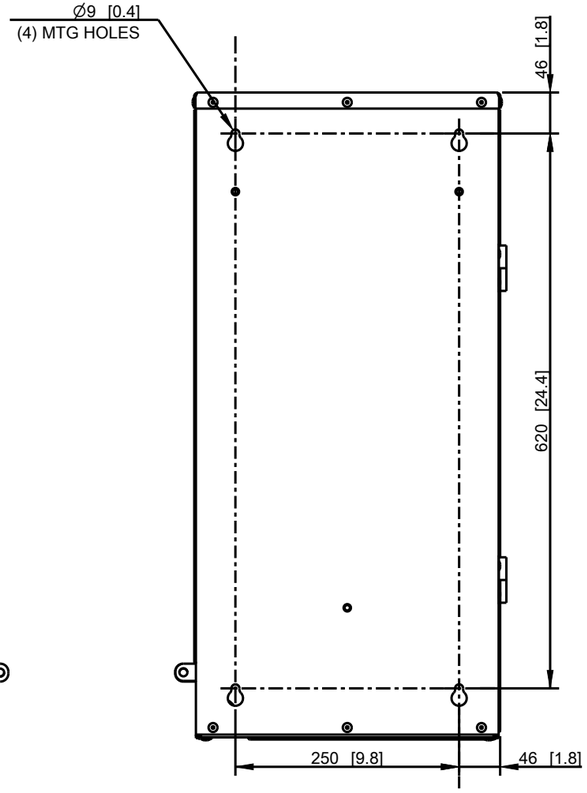

BACK VIEW

DIMENSION IN [ ] ARE INCHES.

REFER TO OPERATOR'S MANUAL PRIOR TO INSTALLATION AND OPERATION OF UNIT.

100 AMP APPROXIMATE WEIGHT 11.3 kg (25 LBS)

200 AMP APPROXIMATE WEIGHT 11.8 kg (26 LBS)

100-200A
MODEL TRX
STANDARD
TYPE 3R ENCLOSURES

REV	DATE	ON COMPOSITE DWGS, SEE PART NO. FOR REVISION LEVEL ☐ INDICATES PART NUMBERS AFFECTED BY LATEST DRAWING REVISION	BY
-	09APR2026	RELEASE FOR PRODUCTION	PBG
A	29OCT2026	(A-1) 11.3kg (25LBS) WAS 11.1kg (24.5LBS),	
		11.8kg (26LBS) WAS 11.7kg (25.75LBS); (C-8)	
		187[7.4] WAS 177[7.0]; (C-4) 328[12.9] WAS	
		339[13.4]; SEE SHEET 2	PBG

DO NOT SCALE.
THIS ASSEMBLY OR PART MUST COMPLY WITH PEP-RML-001.
REFERENCE CAD MODEL FOR UNSPECIFIED DIMENSIONS.

rehlko

UNLESS OTHERWISE SPECIFIED:
ALL DIMENSIONS IN MILLIMETERS
GENERAL TOLERANCES:
X.XX ± 0.25
X.X ± 1.0
X ± 1.5
ANGLES ±0° 30'
BEND ANGLES ± 1°
SURFACE FINISH MAX.

MAJOR = 0
CRITICAL = 0
CHARACTERISTICS COMPLY WITH KPS-80022

THIRD ANGLE PROJECTION

SCALE: 0.15 | SHEET SIZE: B | SHEET: 1 OF 2

DRAWN: PBG | DATE:
APPROVED: SEE PLM SYSTEM | 09APR2026

TITLE:
DIMENSION PRINT, 100A-200A ATS STD TRX

DWG NO.: **ADV-10144**

THIS DRAWING IN DESIGN AND DETAIL IS DISCOVERY ENERGY, LLC PROPERTY AND MUST NOT BE USED EXCEPT IN CONNECTION WITH DISCOVERY ENERGY, LLC WORK. ALL RIGHTS OF DESIGN OR INVENTION ARE RESERVED.

A : SCREW TYPE TERMINALS FOR EXTERNAL POWER CONNCTION			
SWITCH RATING (AMPS)	RANGE OF AL-CU WIRE SIZES		
	CONTACTOR (PER PHASE)	NEUTRAL	GROUND
100	(1) #14-1/0 AWG	(5) #12-250 KCMIL (Cu) OR (5) #10-250 KCMIL (Al)	(9) #14-6 AWG (4) #14-1/0 AWG
200	(1) #6-250 KCMIL	(5) #12-250 KCMIL (Cu) OR (5) #10-250 KCMIL (Al)	(9) #14-6 AWG (4) #14-1/0 AWG

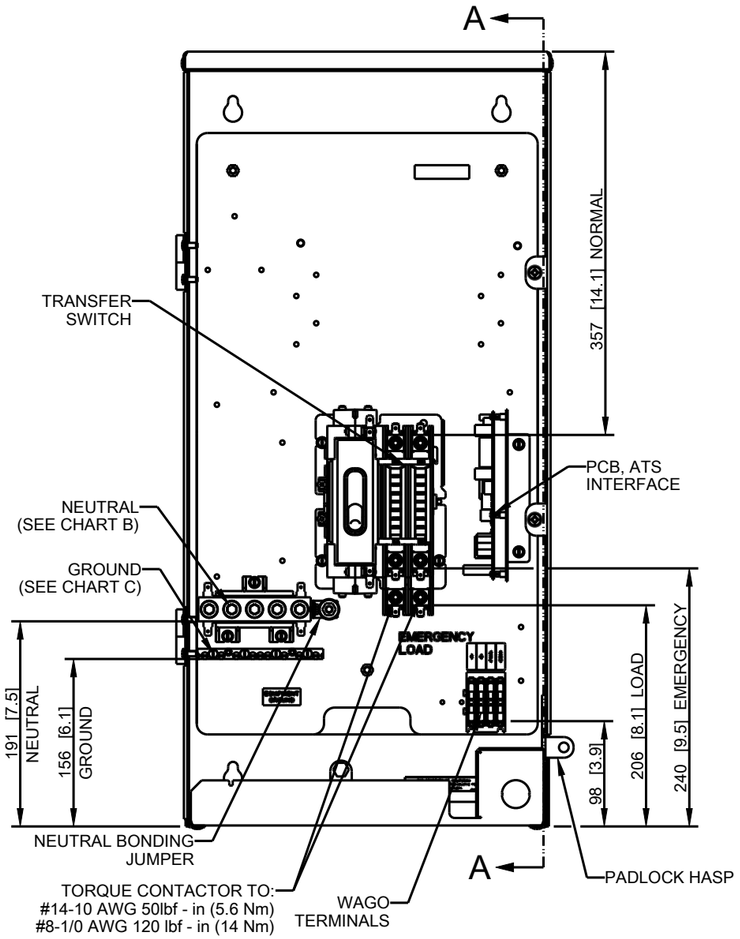

100A
INNER PANEL & COVER
REMOVED TO SHOW DETAILS

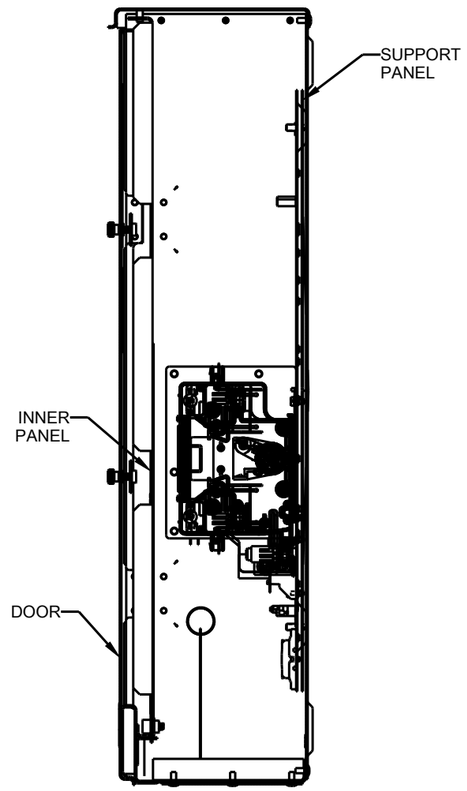

SECTION A-A

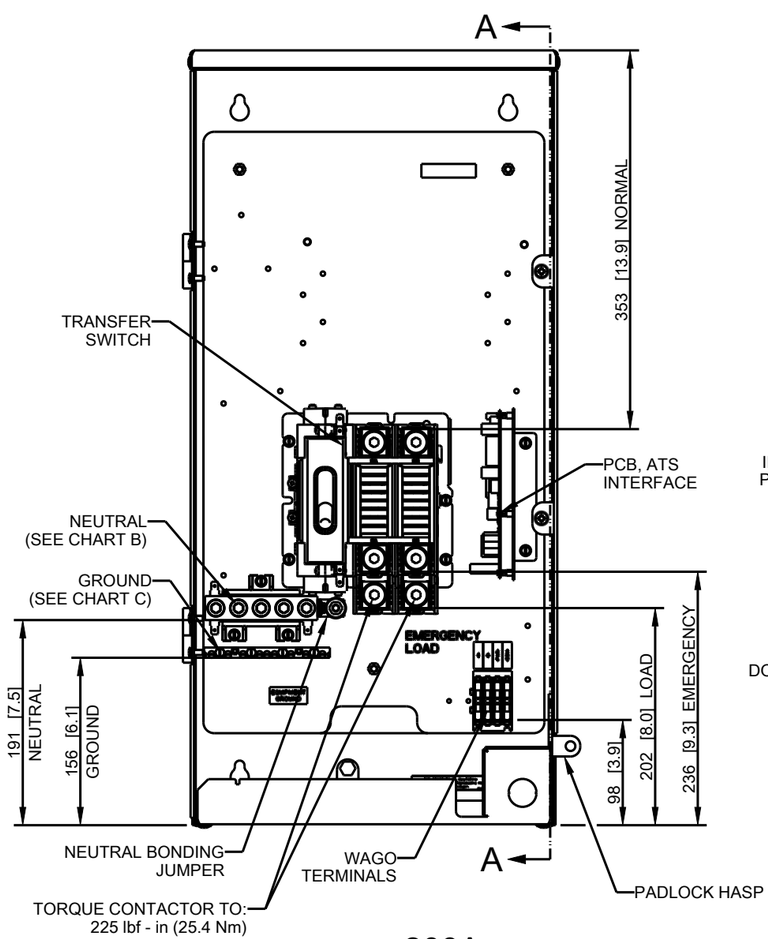

200A
INNER PANEL & COVER
REMOVED TO SHOW DETAILS

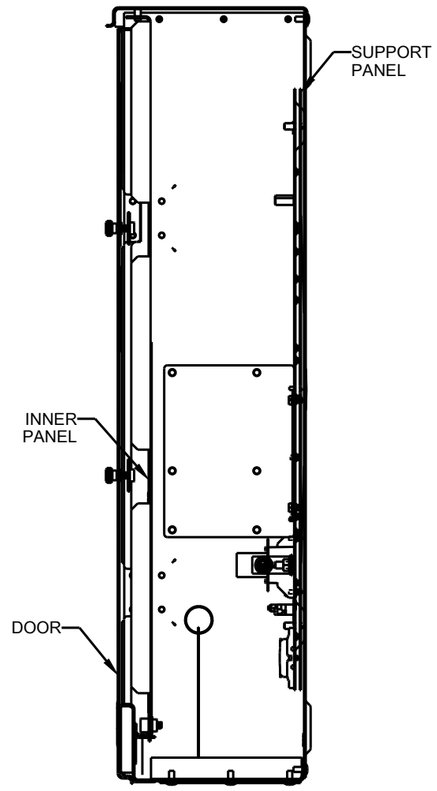

SECTION A-A

B : NEUTRAL TORQUE	
#14-10 AWG	60 lbf - in (6.8 Nm)
#8-3 AWG	120 lbf - in (13.6 Nm)
#2-2/0 AWG	240 lbf - in (27.1 Nm)
3/0-250 KCMIL	275 lbf - in (31.1 Nm)

C : GROUND TORQUE		
LARGE HOLE		SMALL HOLE
#14-10 AWG	35 lbf-in (4 Nm)	#14-10 AWG 15 lbf-in (1.7 Nm)
#8 AWG	40 lbf-in (4.5 Nm)	
#6-4 AWG	45 lbf-in (5.1 Nm)	#8-6 AWG 25 lbf-in (2.8 Nm)
#2-1/0	50 lbf-in (5.6 Nm)	

REV	DATE	ON COMPOSITE DWGS, SEE PART NO. FOR REVISION LEVEL ☐ INDICATES PART NUMBERS AFFECTED BY LATEST DRAWING REVISION	BY
-	09APR2026	RELEASE FOR PRODUCTION	PBG
A	29OCT2026	(C-8, C-4) AUXILIARY BREAKER KIT &	
		CONTACTS REMOVED; (B-6, B-2) E-STOP KIT	
		REMOVED; (D-4, D-1) SUPPORT PANEL	
		ADDED; SEE SHEET 1	PBG

DO NOT SCALE.
THIS ASSEMBLY OR PART MUST COMPLY WITH PEP-RML-001.
REFERENCE CAD MODEL FOR UNSPECIFIED DIMENSIONS.

rehlko

UNLESS OTHERWISE SPECIFIED:
ALL DIMENSIONS IN MILLIMETERS
GENERAL TOLERANCES:
X.XX ± 0.25
X.X ± 1.0
X ± 1.5
ANGLES ±0° 30'
BEND ANGLES ± 1°
SURFACE FINISH MAX.

MAJOR ○ = 0
CRITICAL ● = 0
THIRD ANGLE PROJECTION
CHARACTERISTICS COMPLY WITH KPS-80022
SCALE: 0.18 | SHEET SIZE: B | SHEET: 2 OF 2

DRAWN: PBG | DATE:
APPROVED: SEE PLM SYSTEM | 09APR2026

TITLE:
DIMENSION PRINT, 100A-200A ATS STD TRX
DWG NO.: **ADV-10144**

THIS DRAWING IN DESIGN AND DETAIL IS DISCOVERY ENERGY, LLC PROPERTY AND MUST NOT BE USED EXCEPT IN CONNECTION WITH DISCOVERY ENERGY, LLC WORK. ALL RIGHTS OF DESIGN OR INVENTION ARE RESERVED.